

Detailed Item Analysis Report

Question1

Response	Frequency	Percent	Point Biserial	Graph
A	13	65.00	0.20	
*B	7	35.00	-0.20	
C	0	0.00	-	
D	0	0.00	-	
E	0	0.00	-	
Total	20	100.00		

Question2

Response	Frequency	Percent	Point Biserial	Graph
A	0	0.00	-	
*B	7	35.00	0.16	
C	11	55.00	-0.08	
D	2	10.00	-0.13	
E	0	0.00	-	
Total	20	100.00		

Question3

Response	Frequency	Percent	Point Biserial	Graph
A	2	10.00	-0.44	
B	0	0.00	-	
*C	18	90.00	0.44	
D	0	0.00	-	
E	0	0.00	-	
Total	20	100.00		

Question4

Response	Frequency	Percent	Point Biserial	Graph
A	2	10.00	-0.44	
B	4	20.00	-0.16	
C	0	0.00	-	
*D	14	70.00	0.42	
E	0	0.00	-	
Total	20	100.00		

Question5

Response	Frequency	Percent	Point Biserial	Graph
A	0	0.00	-	
B	2	10.00	0.18	
C	0	0.00	-	
D	0	0.00	-	
*E	18	90.00	-0.18	
Total	20	100.00		

Question6

Response	Frequency	Percent	Point Biserial	Graph
*A	14	70.00	0.31	
B	5	25.00	-0.22	
C	0	0.00	-	
D	1	5.00	-0.21	
E	0	0.00	-	
Total	20	100.00		

Question7

Response	Frequency	Percent	Point Biserial	Graph
A	3	15.00	-0.72	
*B	15	75.00	0.74	
C	0	0.00	-	
D	2	10.00	-0.22	
E	0	0.00	-	
Total	20	100.00		

Question8

Response	Frequency	Percent	Point Biserial	Graph
A	3	15.00	-0.68	
B	0	0.00	-	
*C	16	80.00	0.66	
D	1	5.00	-0.09	
E	0	0.00	-	
Total	20	100.00		

Question9

Response	Frequency	Percent	Point Biserial	Graph
A	4	20.00	-0.79	
B	0	0.00	-	
C	0	0.00	-	
*D	16	80.00	0.79	
E	0	0.00	-	
Total	20	100.00		

Question10

Response	Frequency	Percent	Point Biserial	Graph
A	3	15.00	-0.72	
B	0	0.00	-	
C	0	0.00	-	
D	0	0.00	-	
*E	17	85.00	0.72	
Total	20	100.00		

Question11

Response	Frequency	Percent	Point Biserial	Graph
*A	19	95.00	0.09	
B	0	0.00	-	
C	0	0.00	-	
D	1	5.00	-0.09	
E	0	0.00	-	
Total	20	100.00		

Question12

Response	Frequency	Percent	Point Biserial	Graph
A	2	10.00	-0.61	
*B	17	85.00	0.64	
C	0	0.00	-	
D	1	5.00	-0.21	
E	0	0.00	-	
Total	20	100.00		

Question13

Response	Frequency	Percent	Point Biserial	Graph
A	4	20.00	-0.79	
B	0	0.00	-	
*C	14	70.00	0.83	
D	2	10.00	-0.22	
E	0	0.00	-	
Total	20	100.00		

Question14

Response	Frequency	Percent	Point Biserial	Graph
A	2	10.00	-0.44	
B	0	0.00	-	
C	0	0.00	-	
*D	18	90.00	0.44	
E	0	0.00	-	
Total	20	100.00		

Question15

Response	Frequency	Percent	Point Biserial	Graph
A	2	10.00	-0.44	
B	0	0.00	-	
C	0	0.00	-	
D	0	0.00	-	
*E	18	90.00	0.44	
Total	20	100.00		

Question16

Response	Frequency	Percent	Point Biserial	Graph
*A	18	90.00	0.66	
B	0	0.00	-	
C	0	0.00	-	
D	2	10.00	-0.66	
E	0	0.00	-	
Total	20	100.00		

Question17

Response	Frequency	Percent	Point Biserial	Graph
A	0	0.00	-	
*B	20	100.00	-	
C	0	0.00	-	
D	0	0.00	-	
E	0	0.00	-	
Total	20	100.00		

Question18

Response	Frequency	Percent	Point Biserial	Graph
A	1	5.00	-0.64	
B	4	20.00	0.30	
*C	15	75.00	0.04	
D	0	0.00	-	
E	0	0.00	-	
Total	20	100.00		

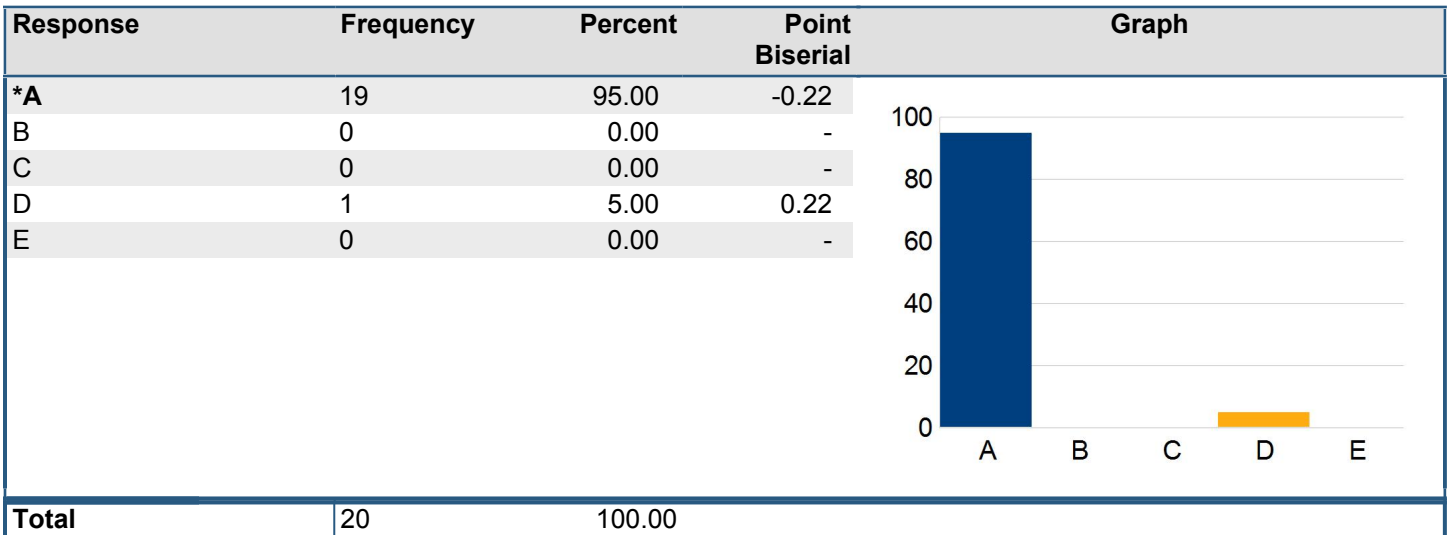
Question19

Response	Frequency	Percent	Point Biserial	Graph
A	2	10.00	-0.61	
B	0	0.00	-	
C	0	0.00	-	
*D	18	90.00	0.61	
E	0	0.00	-	
Total	20	100.00		

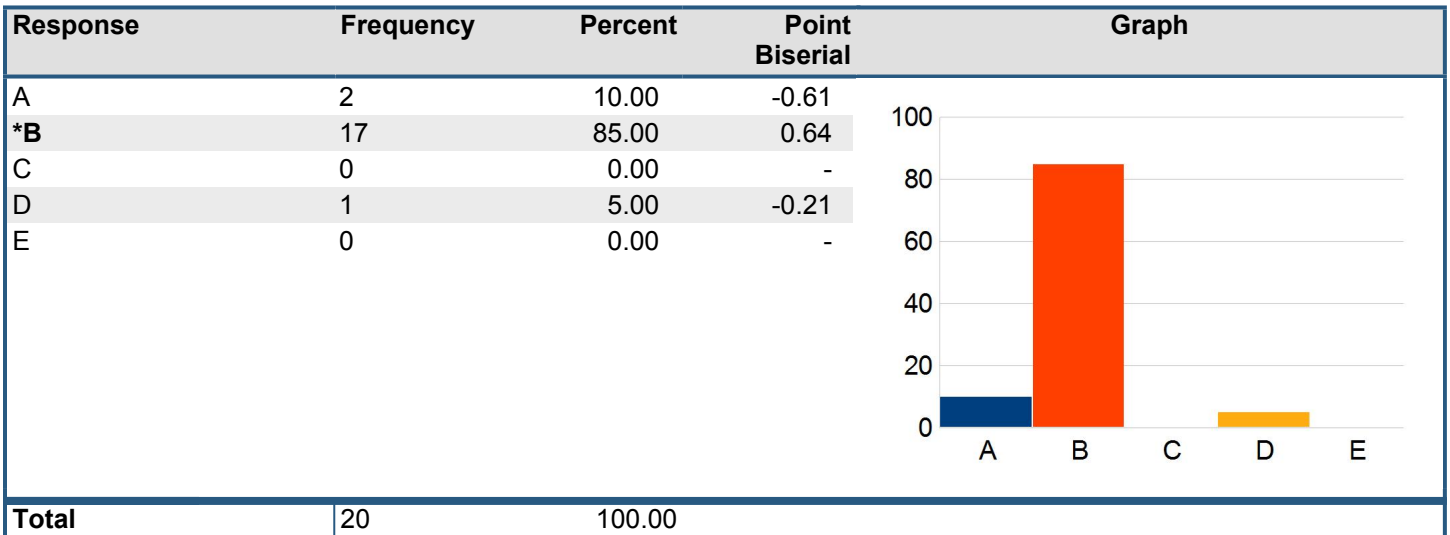
Question20

Response	Frequency	Percent	Point Biserial	Graph
A	2	10.00	-0.61	
B	6	30.00	-0.48	
C	0	0.00	-	
D	1	5.00	0.03	
*E	11	55.00	0.80	
Total	20	100.00		

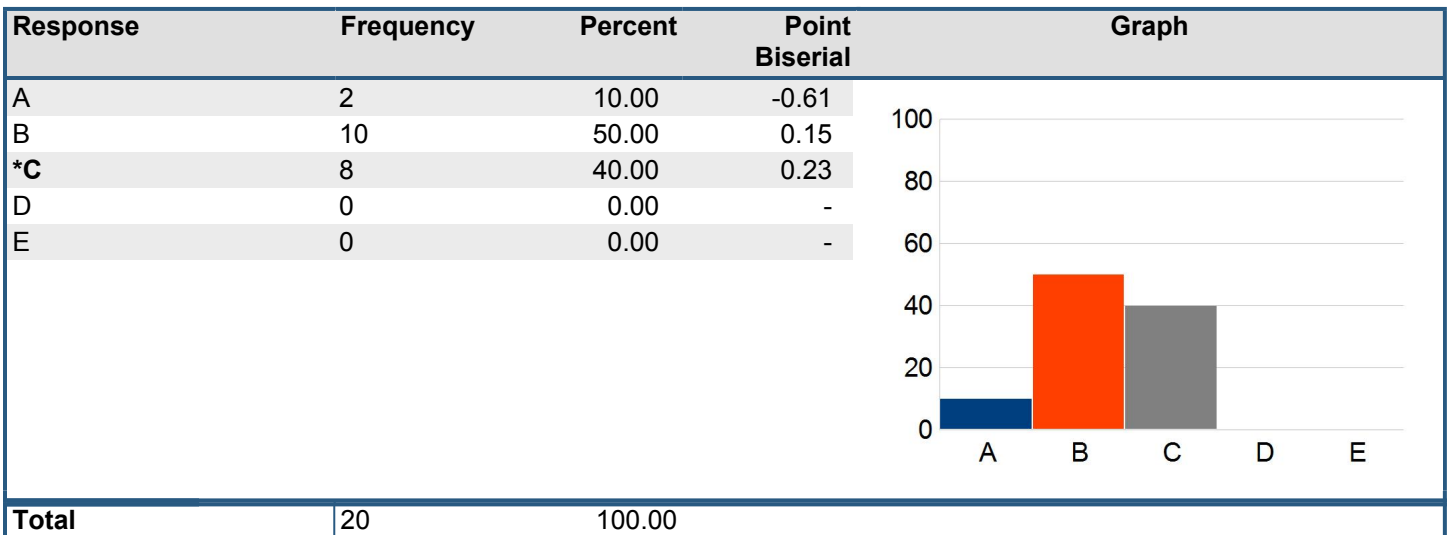
Question21



Question22



Question23



Question24

Response	Frequency	Percent	Point Biserial	Graph
A	2	10.00	-0.61	
B	0	0.00	-	
C	0	0.00	-	
*D	18	90.00	0.61	
E	0	0.00	-	
Total	20	100.00		

Question25

Response	Frequency	Percent	Point Biserial	Graph
A	1	5.00	-0.21	
B	0	0.00	-	
C	0	0.00	-	
D	2	10.00	-0.04	
*E	17	85.00	0.16	
Total	20	100.00		